


STV(E) DN 65-300, Balancing valve



- High accuracy
- Easy to adjust
- Quick to commission
- Dimension: DN 65-300
- Temperature: -10°C till +120°C
- Pressure class: PN 16

Description *STV(E) DN 65-300*



Application

The manual balancing valve STV(E) is optimized for use in heating- and cooling systems.

Sizing

STV(E) are sized with nomogram, handwheel or online Applications on smartphones or on our website.

STV(E) shall be chosen with 50-80 % open plug for the design flow.

Minimum recommended differential pressure is 2 kPa (0,29 psi)

Setting

The hand wheel has digital reading which shows whole turns and tenth of a turn.

The setting is shown in table format or can be calculated by using software on the website.

Any setting can be locked to avoid destroying the balancing value.

On STV DN 65-150 an Allen key of 6 mm is used on the inner spindle to lock the setting.

On STV(E) DN 200-300 the key is enclosed.

When the hand wheel is locked the valve cannot be opened to a larger value but it can be closed for maintenance of the connected circuit.

Measuring

The pressure test ports are opened by unscrewing the lids.

Differential pressure can be measured using a balancing instrument.

Mounting

Mounting direction is clearly shown with an arrow on STV(E)

The flanged on STV(E) is according to EN 1092-2.

CE

Correspond to PED 97/23/EC

Pressure compensated valve

STV DN 80-150 has a pressure compensated valve for easy adjustment of the presetting



Technical data *STV(E) DN 65-300*

Pressure class

PN 16

Max temperature

120°C

Min temperature

-10°C

Max closing pressure

200 kPa

Min pressuredrop

2 kPa

Material

Cast iron

EPDM gaskets

Surface

DN 65-150, Corrosion resistant self-sealing zink-rich epoxide paint

DN 200-300, Alkyd/ Acrylic paint

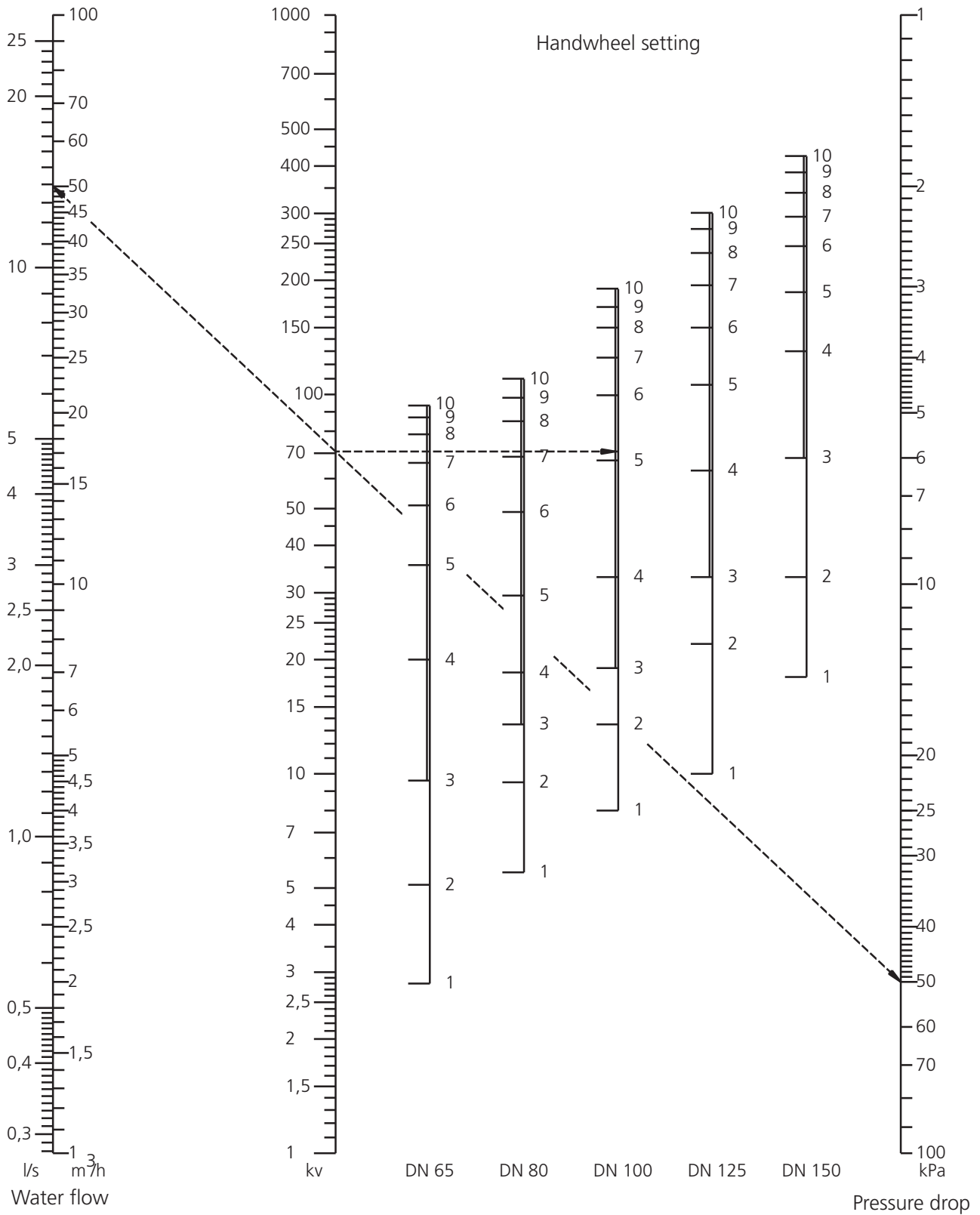
Capacity

No. of turns	DN 65	DN 80	DN 100	DN 125	DN 150	No. of turns	DN 200	DN 250	DN 300
1	2,8	5,5	8,0	10,0	18,0	0,5	27,5	43,5	44,9
2	5,1	9,5	13,5	22,0	33,0	1	38,6	62,3	57,1
3	9,6	13,5	19,0	33,0	68,0	1,5	45,6	73,1	72,2
4	20,0	18,5	33,0	63,0	130,0	2	54,6	87,3	89,8
5	35,5	29,5	67,0	106,0	186,0	2,5	71,2	115,8	110,2
6	51,0	49,0	99,5	150,0	246,0	3	99,9	163,9	140,7
7	66,0	68,5	125,0	194,0	294,0	3,5	148,6	239,2	202,0
8	78,5	85,0	150,0	236,0	340,0	4	216,2	345,3	331,7
9	87,0	98,0	170,0	273,0	385,0	4,5	283,9	451,4	500,2
10	93,5	110,0	190,0	301,0	425,0	5	341,2	543,3	634,1
						5,5	387,7	622,0	733,2
						6	430,1	694,0	825,1
						6,5	471,7	762,5	922,9
						7	507,6	823,7	1017,8
						7,5	535,2	876,3	1100,0
						8	560,8	925,3	1169,7
						8,5	590,0	974,4	1229,7
						9	619,3	1022,4	1285,1
						9,5	644,8	1067,8	1339,6
						10	667,2	1110,2	1394,1
						10,5	688,4	1150,1	1448,9
						11	710,0	1187,5	1504,1

Setting *STV(E) DN 65-300*




DN 65-150



Setting *STV(E) DN 65-300*



DN 200-300



Product Information *STV(E) DN 65-300*

Ordering codes

Article number	Benämning	Description
2250702	STV 65	Balancing valve flanged without drain
2250802	STV 80	Balancing valve flanged without drain
2250902	STV 100	Balancing valve flanged without drain
2251002	STV 125	Balancing valve flanged without drain
2251102	STV 150	Balancing valve flanged without drain
2256101	STVE 200	Balancing valve flanged without drain
2256201	STVE 250	Balancing valve flanged without drain
2256301	STVE 300	Balancing valve flanged without drain

Article number	Name	Description
9001318	IS 65	Insulation DN 65
9001319	IS 80	Insulation DN 80
9001320	IS 100	Insulation DN 100
9001321	IS 125	Insulation DN 125
9001322	IS 150	Insulation DN 150

Product Information *STV(E) DN 65-300*

Dimensions mm

	Dim	A	B	Weight/kg
STV 65	DN 65	290	225	14
STV 80	DN 80	310	240	20
STV 100	DN 100	350	260	26
STV 125	DN 125	400	290	40
STV 150	DN 150	480	300	50
STV 200	DN 200	600	343	115
STV 250	DN 250	730	406	159
STV 300	DN 300	850	483	211

